Istruzione per il montaggio del **silenziatore WHISPERER**

Instruction manual for installation of the **WHISPERER sound** damper

Instructions de montage du **silencieux WHISPERER**

Montageanleitung für den **Schalldämpfer WHISPERER**

Instrucciones para el montaje del **silenciador WHISPERER**

Инструкции по установке глушителя WHISPERER

LU-VE S.p.A.
21040 UBOLDO VA ITALY
Via Caduti della Liberazione, 53
Tel. +39 02 96716.1 - Fax +39 02 96780560
E-mail: sales@luve.it **http://www.luve.it**

- **L'installazione deve essere eseguita esclusivamente da un operatore qualificato, a perfetta regola d'arte.**
- **Installation should only be performed state-of-the-art by a trained operator.**
- **L'installation doit impérativement être effectuée dans les règles de l'art par du personnel qualifié.**
- **Die Installation muss ausschließlich von Fachkräften absolut fachgerecht ausgeführt werden.**
- **La instalación debe ser realizada por un operador calificado, en perfecta regla de arte.**
- **Монтаж должен быть безукоризненным и выполняться исключительно квалифицированным персоналом.**

WHISPERER STANDARD KIT

- **Prima di procedere ai collegamenti elettrici, è obbligatorio assicurarsi che il circuito elettrico d'alimentazione sia aperto.**
- **Before proceeding with electrical wiring, it is essential to: ensure that the power supply circuit is open.**
- **Avant de procéder aux raccordements électriques, est obligatoire de s'assurer que le circuit électrique d'alimentation est ouvert.**
- **Vor Ausführung der Elektroanschlüsse müssen folgende Vorschriften eingehalten werden Sicherstellen, daß der Stromversorgungskreis offen ist.**
- **Ante de proceder al conexionado eléctrico es obligatorio asegurarse que el circuito de alimentación eléctrico esté abierto.**
- **Перед тем как произвести все электро подключения следует:** Удостовериться в том что контур незамкнут

Montaggio / Installation / Montage / Montage / Montaje /

STANDARD KIT

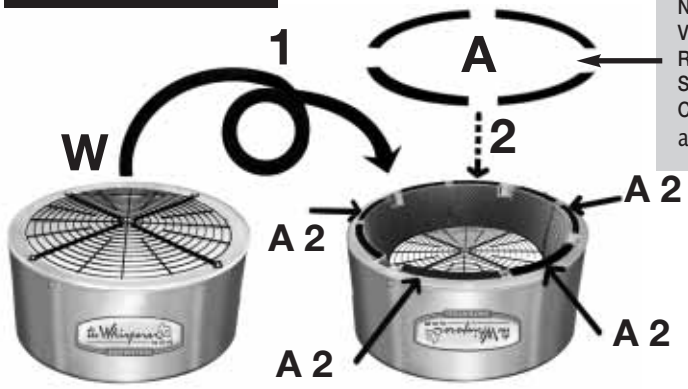

A =
Nastro antivibrante
Vibration damping tape
Ruban antivibrations
Schwingungsdämpfendes Band
Cinta antivibrante
антивибрационная лента

ATTENZIONE PERICOLO!
NON COLLEGARE L'ALIMENTAZIONE ELETTRICA AI VENTILATORI PRIMA DI AVER INSTALLATO IL **WHISPERER** (**W**) CON RELATIVA GRIGLIA DI PROTEZIONE.

ATTENTION DANGER!
DO NOT SUPPLY POWER TO THE FAN BEFORE INSTALLING THE **WHISPERER** (**W**) AND ITS FAN GUARD.

ATTENTION :
INSTALLER IMPERATIVEMENT LE **WHISPERER** (**W**) ET LES GRILLES DE PROTECTION AVANT DE METTRE LES VENTILATEURS SOUS TENSION.

ACHTUNG GEFAHR!
VOR ANSCHLUSS DER VENTILATOREN AN DAS STROMNETZ DEN **WHISPERER** (**W**)) MIT DEM SCHUTZGITTER INSTALLIEREN.

ATENCIÓN PELIGRO!
NO CONECTAR LA CORRIENTE ELÉCTRICA AL VENTILADOR ANTES DE HABER INSTALADO EL **WHISPERER** (**W**) Y REJILLA DE PROTECCIÓN.

ВНИМАНИЕ!
НЕ ПОДАВАТЬ НАПРЯЖЕНИЕ (W) НА ВЕНТИЛЯТОР ДО УСТАНОВКИ ЗАЩИТНОЙ РЕШЕТКИ.

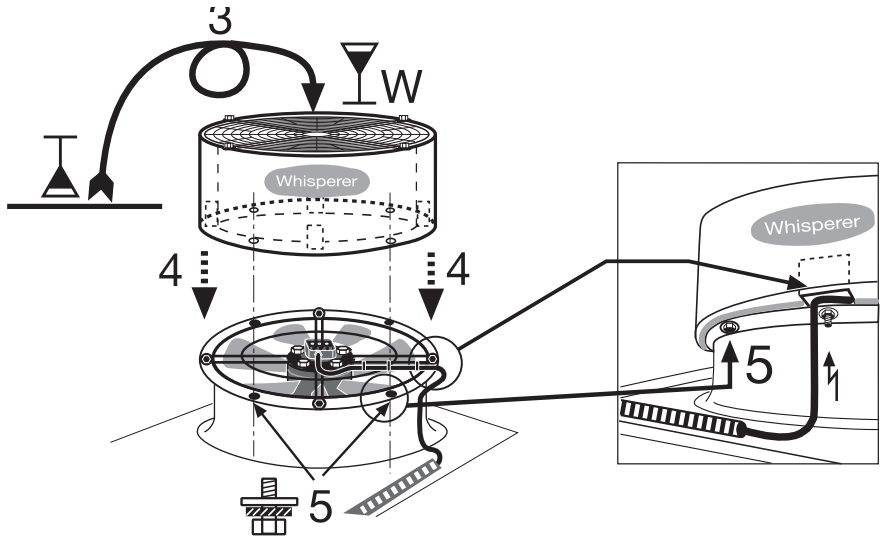

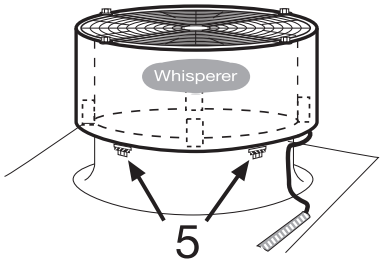

KIT 1

- per convogliatori diritti (**non flangiati**)
- for straight fan shrouds (**without flange**)
- pour diffuseurs droits (**sans "pli"**)
- für gerade Ventilatordüse (**ohne Flansch**)
- para embocadura directa (**sin bridas**)
- "для непосредственного крепления надиффузор (без фланцев)"

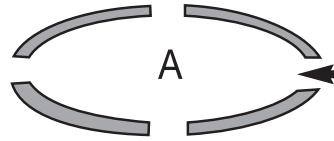

A =
- Nastro antivibrante
- Vibration damping tape
- Ruban antivibrations
- Schwingungsdämpfendes Band
- Cinta antivibrante
- антивибрационная лента

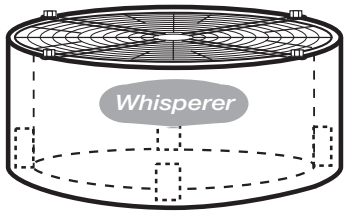

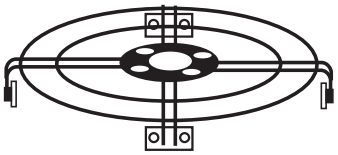

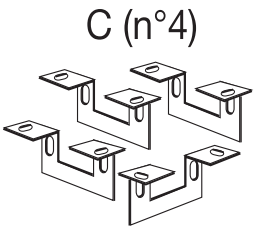

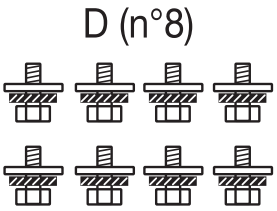

Montaggio / Installation / Montage / Montage / Montaje /

- **Prima di procedere ai collegamenti elettrici, è obbligatorio assicurarsi che il circuito elettrico d'alimentazione sia aperto.**
- **Before proceeding with electrical wiring, it is essential to: ensure that the power supply circuit is open.**
- **Avant de procéder aux raccordements électriques, est obligatoire de s'assurer que le circuit électrique d'alimentation est ouvert.**
- **Vor Ausführung der Elektroanschlüsse müssen folgende Vorschriften eingehalten werden Sicherstellen, daß der Stromversorgungskreis offen ist.**
- **Ante de proceder al conexionado eléctrico es obligatorio asegurarse que el circuito de alimentación eléctrico esté abierto.**
- **Перед тем как произвести все электро подключения следует: Удостовериться в том что контур незамкнут**

1a

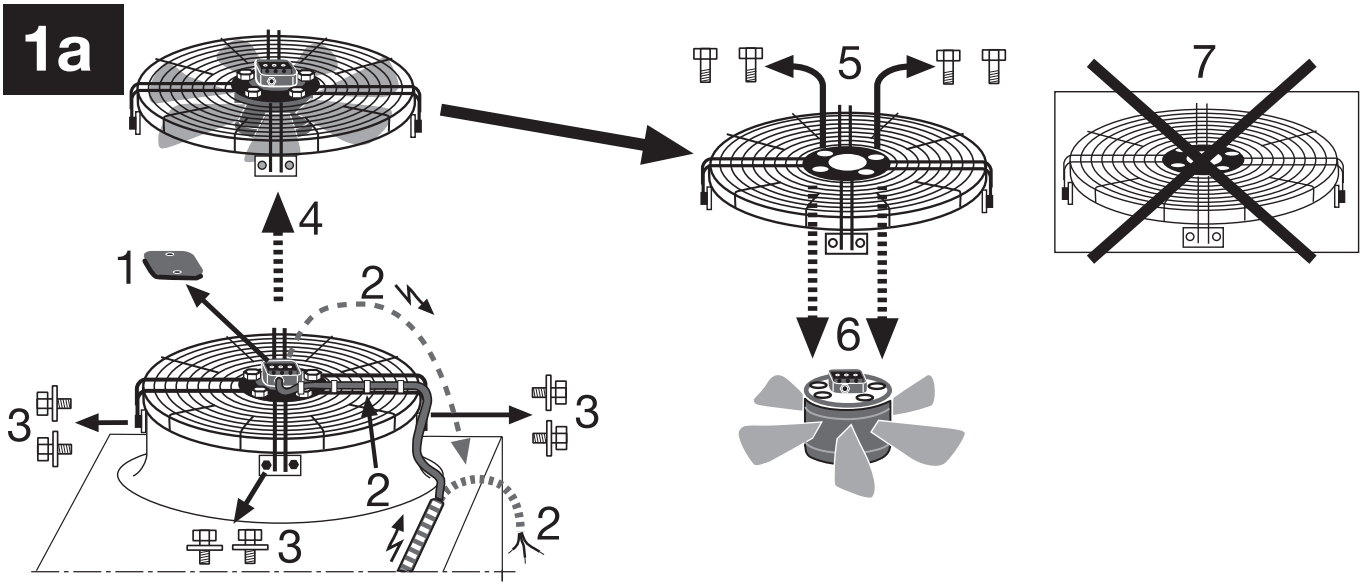

1b

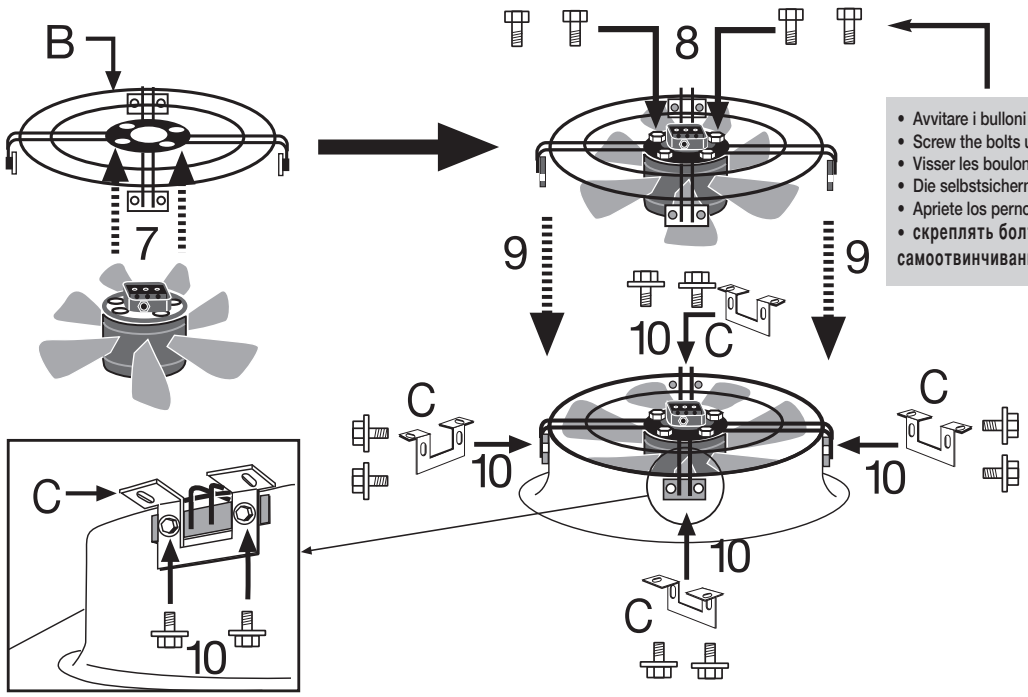

- Avvitare i bulloni con antisvitamento
- Screw the bolts using the locking function
- Visser les boulons avec des rondelles-freins
- Die selbstsichernden Schrauben festschrauben
- Apriete los pernos con autobloqueo
- скреплять болты приспоблением против самоотвинчивания.

1c

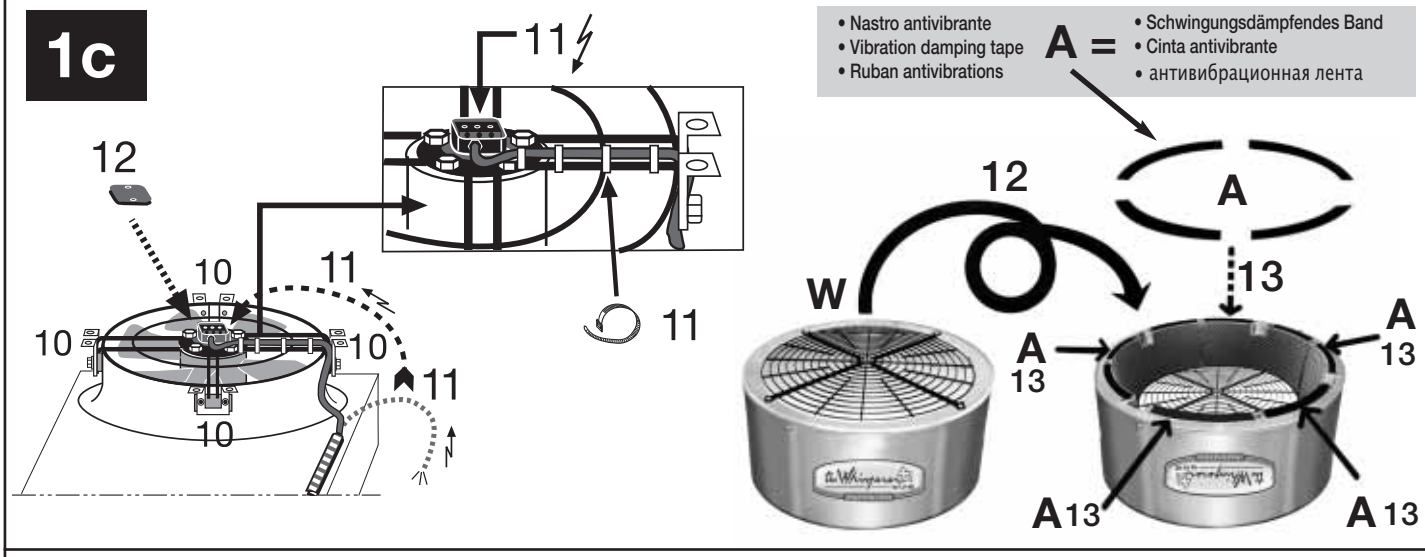

1d

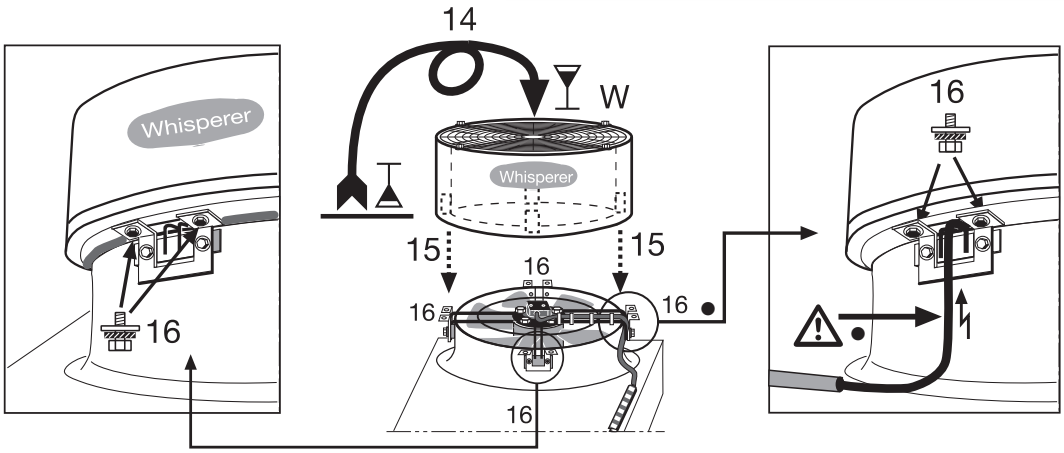

WHISPERER KIT 2

KIT 2

- per convogliatori flangiati
- for flanged fan shrouds
- pour diffuseurs avec pli
- für Ventilatordüse mit Flansch
- para embocadura con bridas
- "для диффузоров с фланцами"

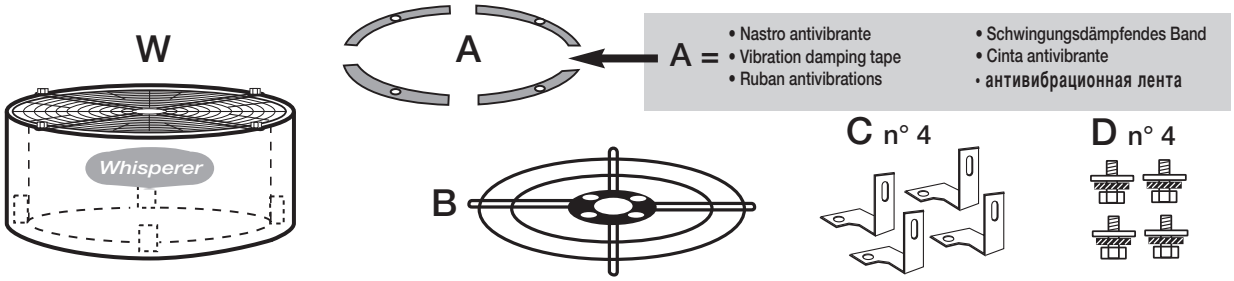

Montaggio / Installation / Montage / Montage / Montaje /

2a

- Prima di procedere ai collegamenti elettrici, è obbligatorio assicurarsi che il circuito elettrico d'alimentazione sia aperto.

•Before proceeding with electrical wiring, it is essential to: ensure that the power supply circuit is open.

• Avant de procéder aux raccordements électriques, est obligatoire de s'assurer que le circuit électrique d'alimentation est ouvert.

• Vor Ausführung der Elektroanschlüsse müssen folgende Vorschriften eingehalten werden Sicherstellen, daß der Stromversorgungskreis offen ist.

• Ante de proceder al conexionado eléctrico es obligatorio asegurarse que el circuito de alimentación eléctrico esté abierto.

• Перед тем как произвести все электро подключения следует: Удостовериться в том что контур незамкнут

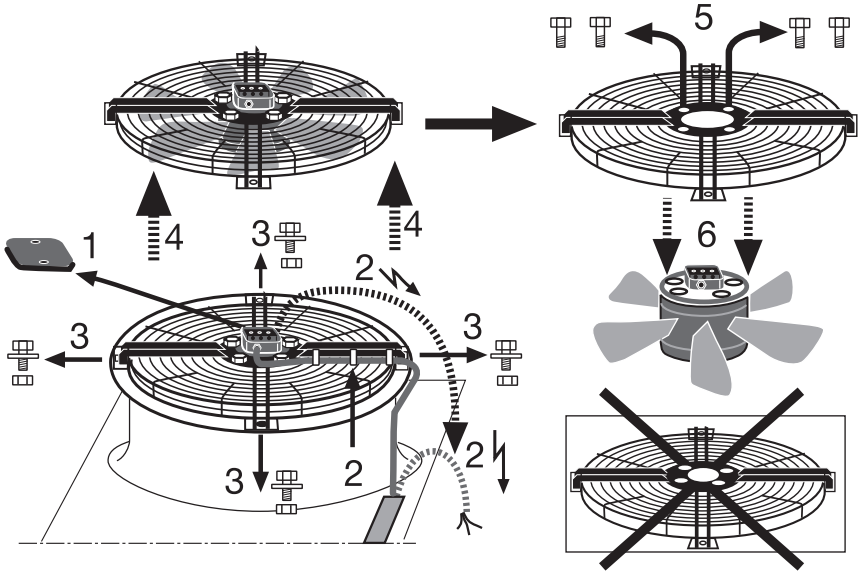

2b

Avvitare i bulloni con antisvitamento.
Screw the bolts using the locking function.
Visser les boulons avec des rondelles-freins.

Die selbstsichernden Schrauben festschrauben.
Apriete los pernos con autobloqueo.
скреплять болты приспоблением против самоотвинчивания.

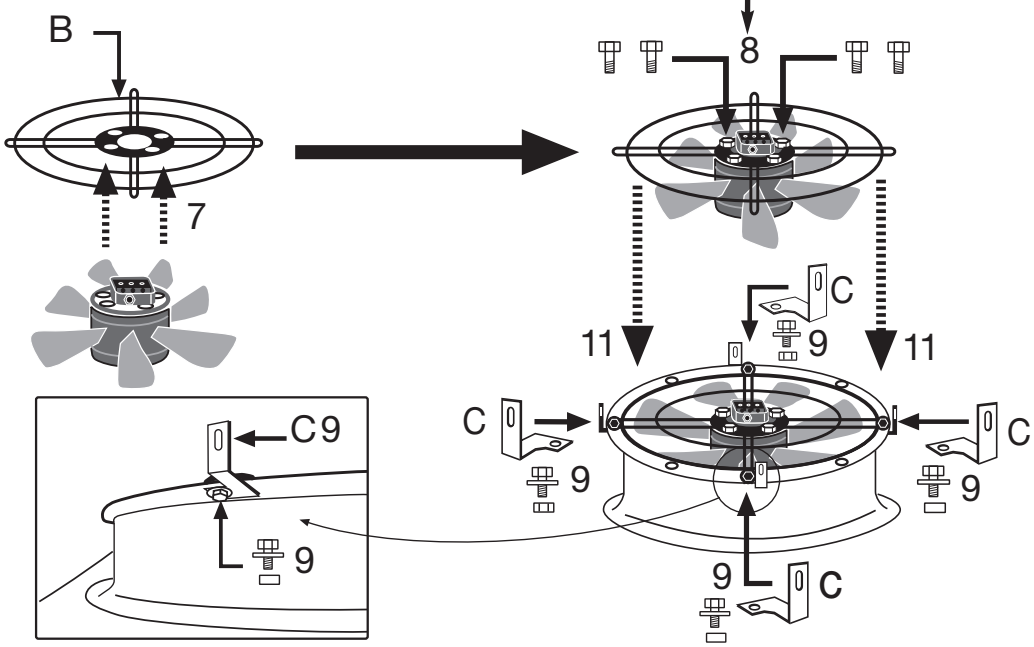

2c

• Nastro antivibrante
• Vibration damping tape
• Ruban antivibrations

A =

• Schwingungsdämpfendes Band
• Cinta antivibrante
• антивибрационная лента

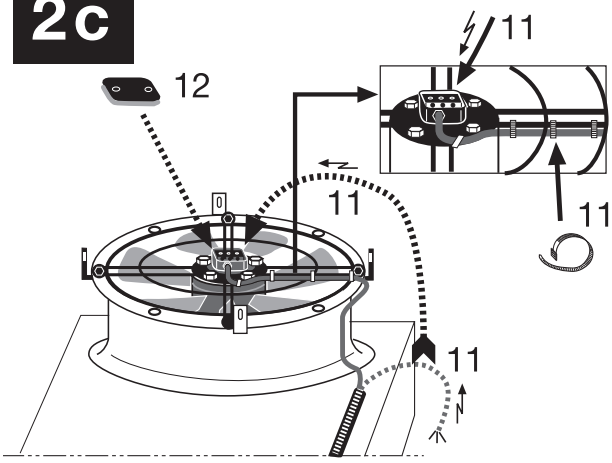

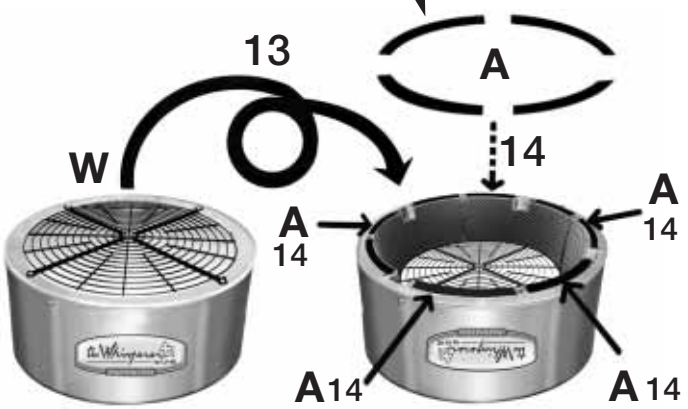

2d

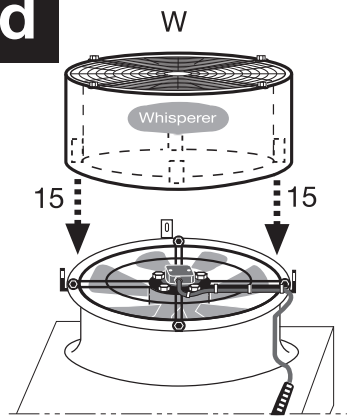

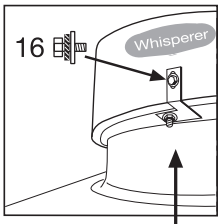

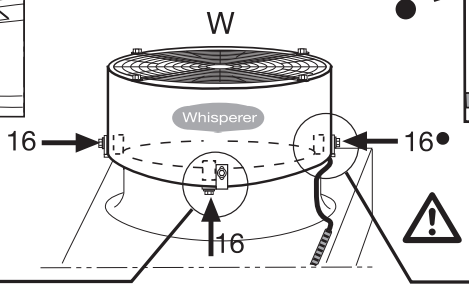

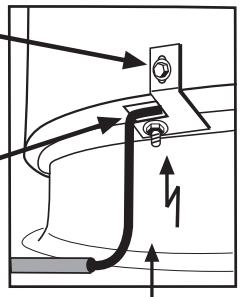

● Ci riserviamo di apportare alla nostra produzione tutte le modifiche atte a migliorarne il rendimento o l'aspetto senza previa comunicazione e senza impegno per quanto riguarda la produzione precedente.- *Tutte le caratteristiche tecniche sono indicate sui cataloghi dei prodotti*

● We reserve the right to make modifications in order to improve the performance or appearance of our products at any time without notice and without any obligation to previous production.-

All technical characteristics are stated in the products catalogues

● Nous nous réservons le droit de modifier les caractéristiques de construction de nos appareils sans avis préalable, et sans aucun engagement vis-à-vis des fournitures précédentes. - *Toutes les caractéristiques techniques sont indiquées dans les catalogues des produits.*

● Da wir bestrebt sind, unsere Erzeugnisse ständig zu verbessern, sind für Konstruktions und Spezifikationsänderungen alle Rechte vorbehalten.

- Alle technischen Eingenschaften sind in den Katalogen der Erzeugnisse angegeben

● Nos reservamos el derecho de modificar toda nuestra producción, en orden de mejorar los rendimientos ó acabado, sin necesidad de comunicación previa y sin asumir ninguna obligación en lo que respecta a los equipos fabricados con fecha anterior a la de producir dichas modificaciones. - *Todas las caracteristicas tecnicas sono indicadas en los cátalogos de los productos*

● Производитель оставляет за собой право вносить изменения в характеристики в целях повышения производительности и изменять внешний вид изделий в любое время без предварительного уведомления и без каких-либо обязательств. - *Все технические характеристики заявлены в каталоге продукции.*

Code 30143585 04/13